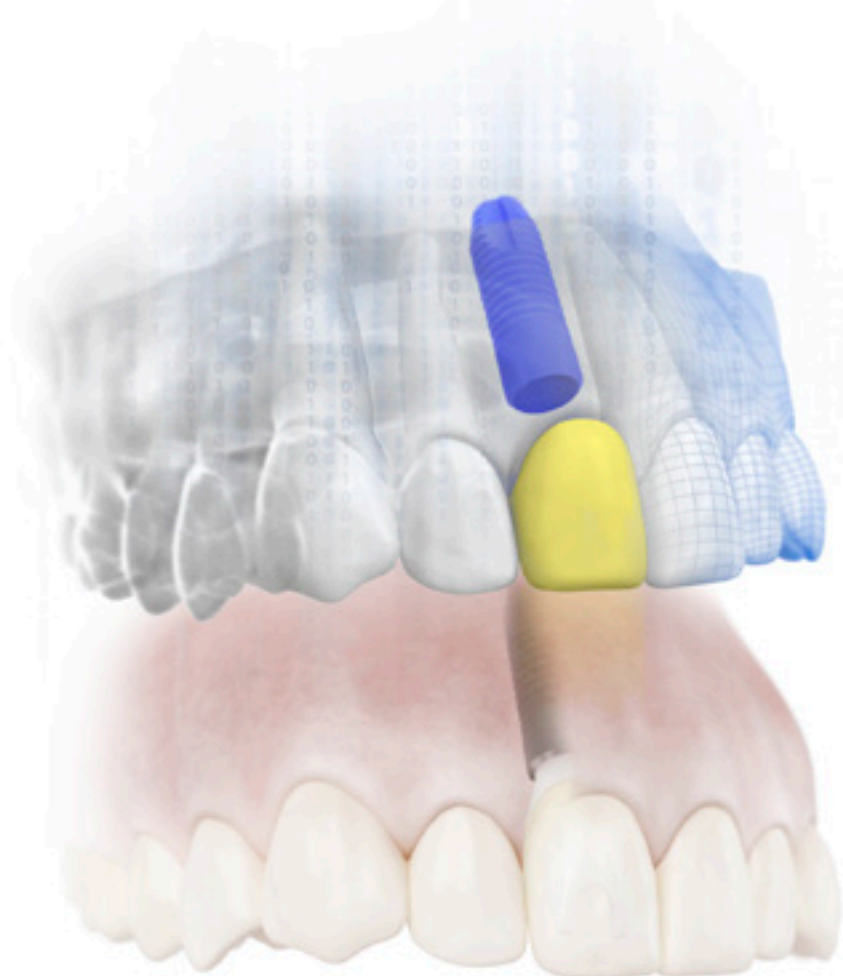


Simplant®

Immediate Smile® - featuring Atlantis® Abutment

Immediate individualized temporization in one single surgical visit



When featuring an Atlantis Abutment, the Immediate Smile concept combines the benefits of Simplant guided surgery and Atlantis beyond CAD/CAM patient-specific design into a solution that delivers considerable clinical and patient value.

Perfect conditions for individualized esthetics and healthy soft-tissue.

The Simplant Guide and the Atlantis Abutment in titanium, gold-shaded titanium or zirconia are delivered at implant installation, together with the temporary crown.

This allows for immediate individualized temporization, even at time of tooth extraction - in a single surgical visit.

Minimal switch of components interfacing with the implant.

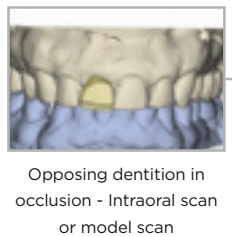
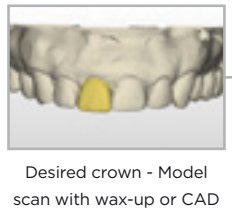
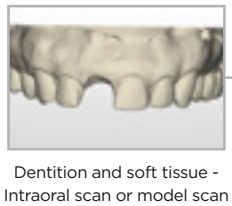
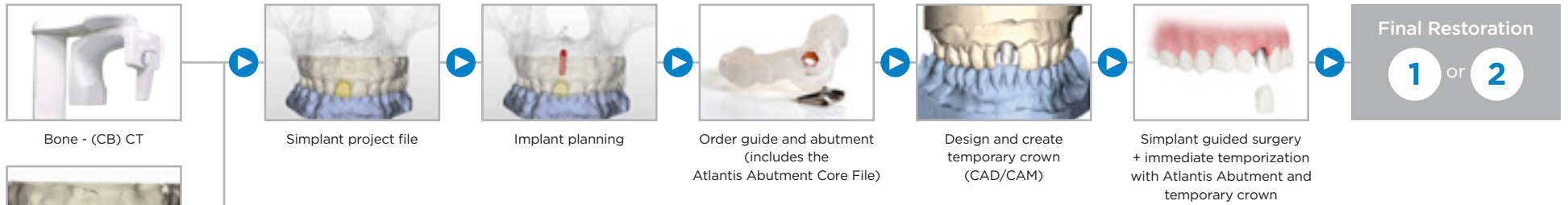
When a natural healing is obtained, the clinician can choose to keep the initial Atlantis Abutment for the final restoration. An abutment level impression or intraoral scan is made to proceed with the final crown restoration.

Reinforce digital communication between clinician, laboratory and production facilities for Simplant and Atlantis.

The Simplant Guide and Atlantis Abutment order can be placed through the Simplant Online Shop. The order also includes the Atlantis Abutment Core File. No shipping of models is required when the intraoral scan or lab-based scan(s) are available in the Simplant treatment plan.

And it enables a faster and convenient workflow at the laboratory, when the Atlantis Abutment core file can be used to CAD/CAM design and manufacture the temporary crown, before receipt of the abutment and before implant placement.

Step-by-step



Final Restoration

After soft-tissue healing, the temporary crown is removed and the initial abutment is evaluated. The clinician then chooses to either:

1

Keep the initial Atlantis Abutment

An abutment level impression or intraoral scan is made to proceed with the final crown restoration.



Abutment level impression and create final crown



Place final crown

2

Replace the initial Atlantis Abutment

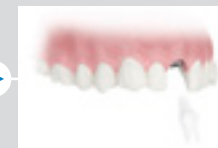
A new Atlantis Abutment is ordered. The final crown can be fabricated using conventional methods on a master model or from the Atlantis Abutment Core File



Implant level impression



Order a 2nd final abutment



Place final abutment and final crown